

# Vital statistics

Technical details, floor plans  
and capacity charts

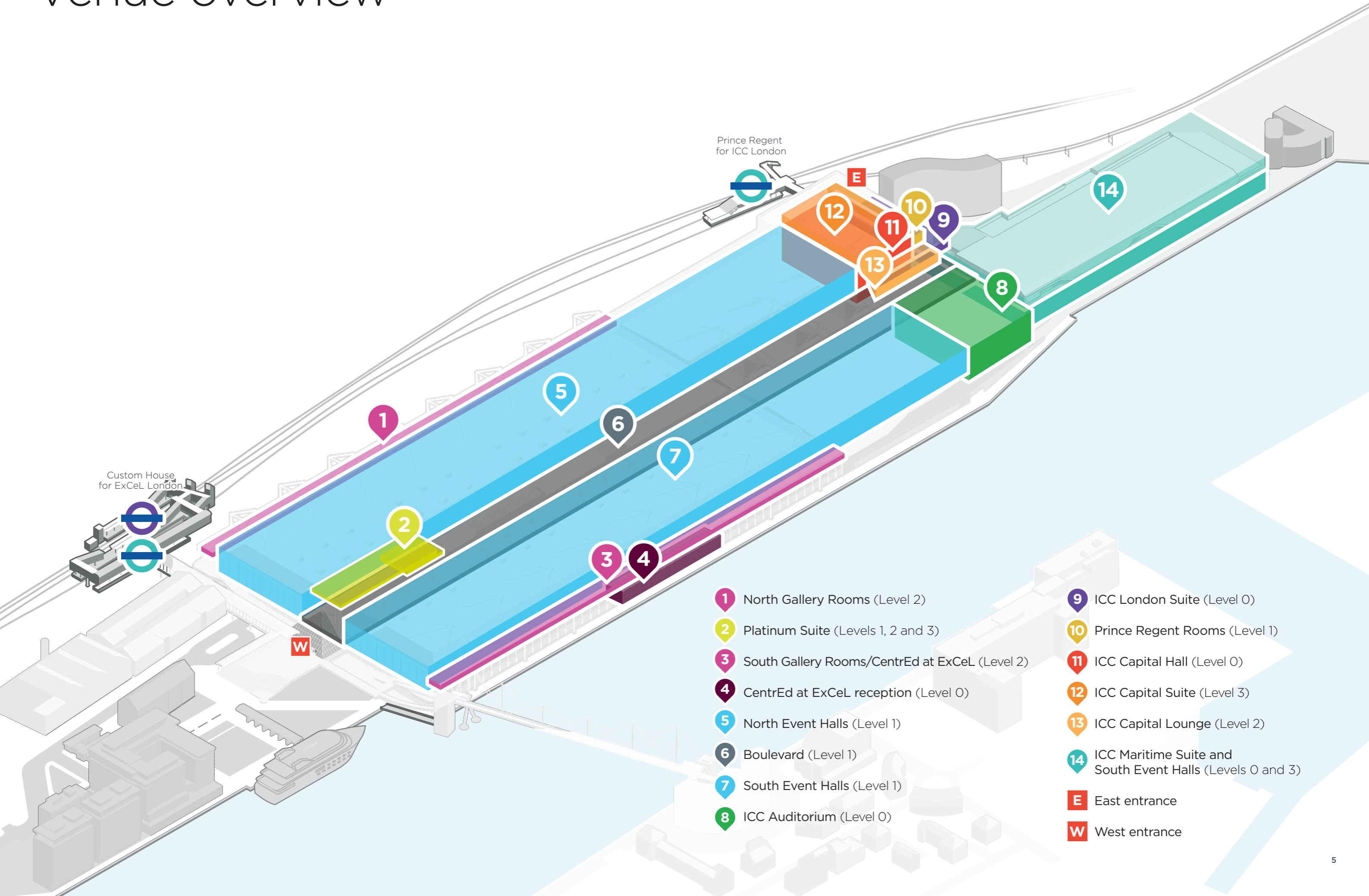


# The technical stuff





# Venue overview



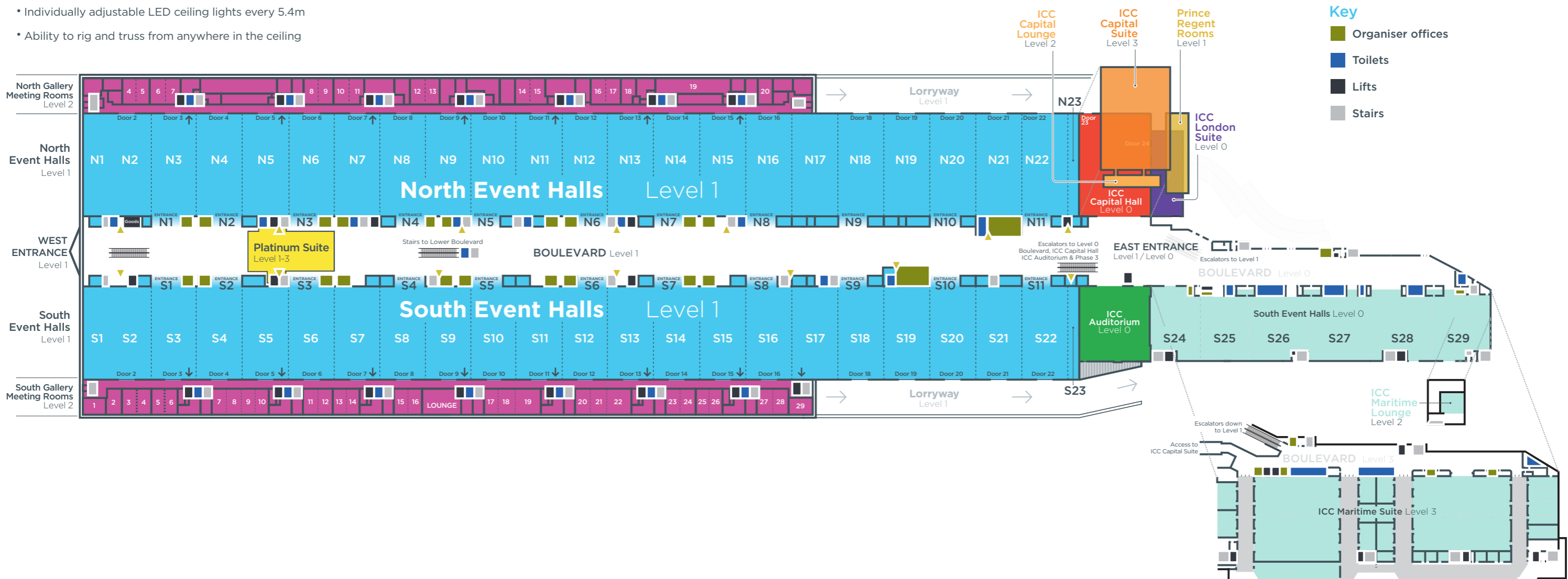
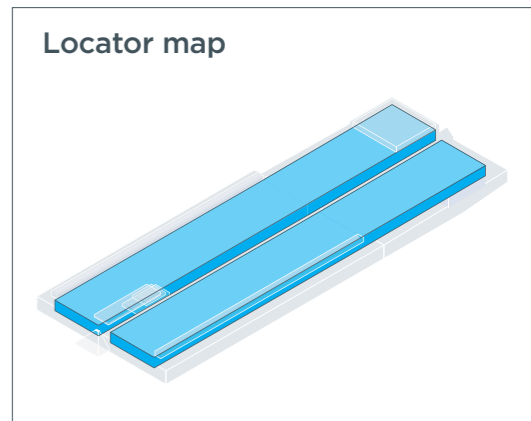
- 1 North Gallery Rooms (Level 2)
- 2 Platinum Suite (Levels 1, 2 and 3)
- 3 South Gallery Rooms/CentrEd at ExCeL (Level 2)
- 4 CentrEd at ExCeL reception (Level 0)
- 5 North Event Halls (Level 1)
- 6 Boulevard (Level 1)
- 7 South Event Halls (Level 1)
- 8 ICC Auditorium (Level 0)
- 9 ICC London Suite (Level 0)
- 10 Prince Regent Rooms (Level 1)
- 11 ICC Capital Hall (Level 0)
- 12 ICC Capital Suite (Level 3)
- 13 ICC Capital Lounge (Level 2)
- 14 ICC Maritime Suite and South Event Halls (Levels 0 and 3)
- E East entrance
- W West entrance

# Event Halls

## Level 1

### Key features

- 87,328m<sup>2</sup> column free space (divided into North & South event halls)
- 2,000m<sup>2</sup> hall modules (N2-N22 & S2-S22): 86.4m (l) x 23.4m (w) x 10m (h)
  - N1 & S1: 1,000m<sup>2</sup> x 10m (h)
  - N23 & S23: 664m<sup>2</sup> x 10m (h)
  - S24: 1,672m<sup>2</sup> x 9.6m (h)
  - S25: 1,693m<sup>2</sup> x 9.6m (h)
  - S26: 2,044m<sup>2</sup> x 9.6m (h)
  - S27: 2,188m<sup>2</sup> x 9.6m (h)
  - S28: 2,051m<sup>2</sup> x 9.6m (h)
  - S29: 1,940m<sup>2</sup> x 9.6m (h)
- Easy visitor access from 12,000m<sup>2</sup> (600m long) central boulevard (Level 1)
- Partitioned floor space with moveable walls
- Private lorryway accessing event halls with 7.5m (w) by 5.0m (h) drive-in doorways
- Event Hall floor weight loading: 18 kN/m<sup>2</sup>
- Marshalling area for 300 vehicles
- Permanent cabling including IT, electric, water, waste, compressed air, gas
  - Serviced by underfloor ducts every 5.0m North to South and 3.0m East to West
- Individually adjustable LED ceiling lights every 5.4m
- Ability to rig and truss from anywhere in the ceiling



**Key**

- Organiser offices
- Toilets
- Lifts
- Stairs

# Platinum Suite

Levels 1, 2 & 3

## Platinum Suite - capacity chart

Platinum room (Level 3) configuration options

	Area	Dimensions	Height	Theatre	*Classroom	*Cabaret	*Banquet	Reception	Boardroom
Room 1 or 2 or 3 or 4	392m <sup>2</sup>	14m x 28m	4.6m	360	200	192	240	360	n/a
Rooms 1+2 or 3+4	784m <sup>2</sup>	28m x 28m	4.6m	680	400	384	480	720	n/a
Rooms 1-4	1568m <sup>2</sup>	28m x 56m	4.6m	1,125	840	800	800	1,125	n/a
Titanium room	39m <sup>2</sup>	3.7m x 10.6m	4.6m	n/a	n/a	20	n/a	15	20
Zinc room	22m <sup>2</sup>	3.8m x 5.9m	4.6m	n/a	n/a	10	n/a	n/a	10
Organiser office	11m <sup>2</sup>	3m x 3.9	4.6m	n/a	n/a	8	n/a	n/a	6

Platinum lounge and rooms 5, 6 and 7 (Level 2) configuration options

	Area	Dimensions	Height	Theatre	*Classroom	*Cabaret	*Banquet	Reception	Boardroom
Full use of lounge and rooms	650m <sup>2</sup>		3.2m	260	n/a	n/a	n/a	600	n/a
Room 5	52m <sup>2</sup>	5.6m x 9.4m	3.2m	70	24	32	40	70	20
Room 6	68m <sup>2</sup>	7.2m x 9.4m	3.2m	90	30	32	50	90	20
Room 7	52m <sup>2</sup>	5.6m x 9.4m	3.2m	70	24	32	40	70	20
Full use of rooms 5, 6 and 7 only	172m <sup>2</sup>	18.4m x 9.4m	3.2m	260	100	104	130	260	40
Rooms 5, 6, 7 and breakout reception	290m <sup>2</sup>	18.4m x 15.7m	3.2m	n/a	n/a	160	200	300	40
Rooms 5+6	120m <sup>2</sup>	12.8m x 9.4m	3.2m	180	80	80	100	180	30
Rooms 6+7	120m <sup>2</sup>	12.8m x 9.4m	3.2m	180	80	80	100	180	30

All capacities subject to floorplan approval.

\*Classroom numbers are based on three per table (using 6 ft trestle tables); \*Cabaret numbers based on a max of eight per table (using 5 ft round tables);

\*Banquet numbers based on a max of ten per table (using 5 ft round tables).

## Platinum rooms 1 to 4

### Facilities

- Dimmable house lighting
- All rooms fully blacked out (except for fire lights and vision panels in doors)
- Heating and cooling
- 57Db noise resistant partition wall
- Feature wall lighting
- PA system

### Door dimensions

- 1.5m (w) x 2.6m (h)

### Freight lift dimensions & weight loading

- Lift size: 3.18m (w) x 5.9m (d) x 3.0m (h)
- Door size: 3.18m (w) x 3.0m (h)
- Weight loading: 5,150kg

### Goods lift dimensions & weight loading

- Lift size: 1.75m (w) x 2.7m (d) x 2.39m (h)
- Door size: 1.3m (w) x 2.1m (h)
- Weight loading: 2,500kg

### Maximum occupancy (entire suite)

- 1,125 people

### Maximum loading

- Floor: 5.0kn/m<sup>2</sup>
- Roof: 0.6kn/m<sup>2</sup>
- Lighting bar loading is 150kg per singular bar with a load of 25kg per linear metre
- Six additional rigging points per quarter which are 250kg per point load

### Platinum Suite Lobby

- 7.9m x 31.1m
- Total - 246m<sup>2</sup>

### Additional power available on request

- 63 AMP 3 phase
- 125 AMP 3 phase
- 32 AMP 3 phase

## Platinum rooms 5 to 7

### Facilities

- Dimmable house lighting
- Heating and cooling
- 57Db noise resistant partition wall
- PA system

### Door dimensions

- 1.4m (w) x 2.0m (h)

### Maximum loading

- Floor: 5.0kn/m<sup>2</sup>
- Roof: 0.6kn/m<sup>2</sup>

### Equipment available on request

- Projector screen
- Ceiling projection mounting point

## Platinum boardroom

### Dimensions

- 7.5m (w) x 4.8m (l) x 2.5m (h)
- Total - 36.5m<sup>2</sup>
- Boardroom layout for 16 people

### Facilities

- Dimmable house lighting
- Heating and cooling
- Sound proof walls
- Storage cupboards

### Door dimensions

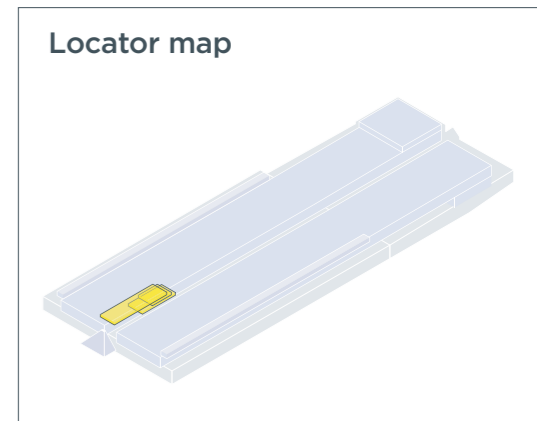
- 0.84m (w) x 2.4m (h)

### Maximum loading

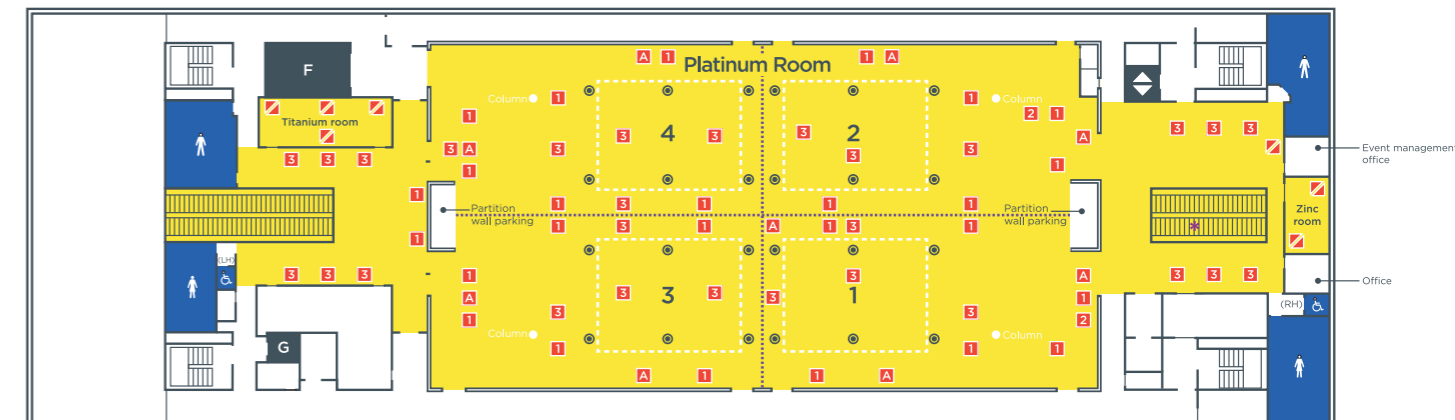
- Floor: 5.0kn/m<sup>2</sup>

### Equipment available on request

- LED screen with remote connectivity
- Logitech Meetup VC system
- Kramer Go2 Wireless Connection



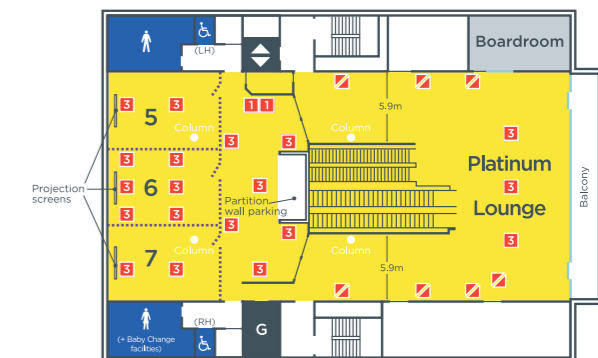
Platinum Suite - Level 3



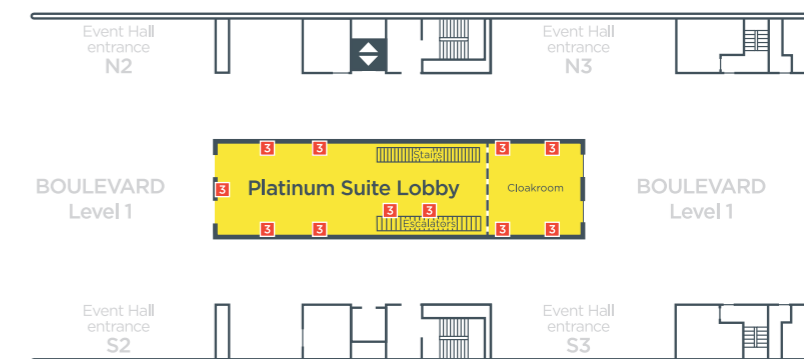
## Key

- 1** Floor box type 1  
2x 13 AMP sockets  
4x jack plugs
- 2** Floor box type 2  
2x 13 AMP sockets  
1x 15 PIN female PC socket  
1x video jack  
2x 15 pair audio sockets (L & R)  
1x 13 AMP projector plug
- 3** Floor box type 3  
2x 13 AMP sockets  
4x jack plugs + 2 spares
- A** 3 phase power supply available on request
- ⚡** Pair fused and switched  
13 AMP sockets
- IM plasma screen
- Toilets**
- ♂** Male
- ♀** Female
- ♿** Accessible  
(RH/LH - Right/Left hand)
- Lifts**
- ↕** Public
- G** Goods
- F** Freight
- Partition wall
- ⊙** Rigging points (250kg loads)
- Light bar/hanging point
- Demountable cloakroom counters

## Platinum Suite lounge and meeting rooms - Level 2

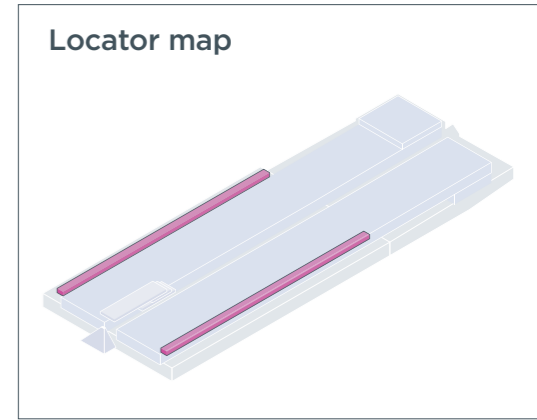


## Platinum Suite lobby - Level 1 (Boulevard)



# Gallery Rooms

Level 2

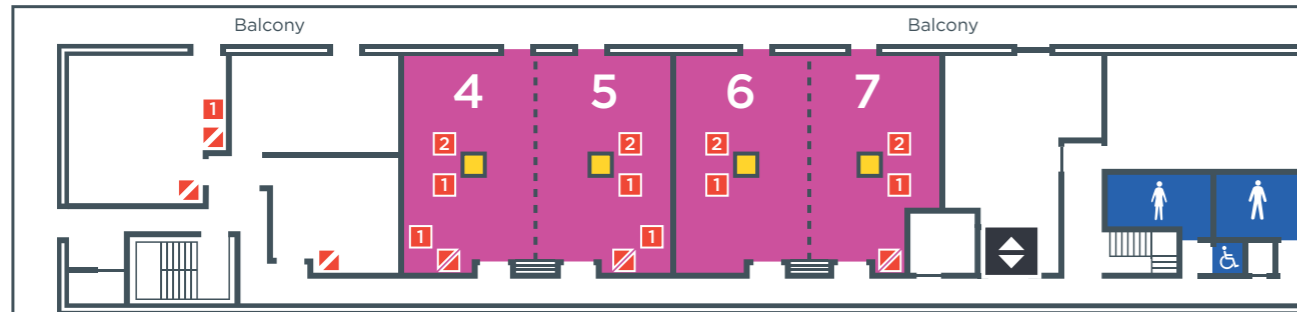


## North Gallery Rooms



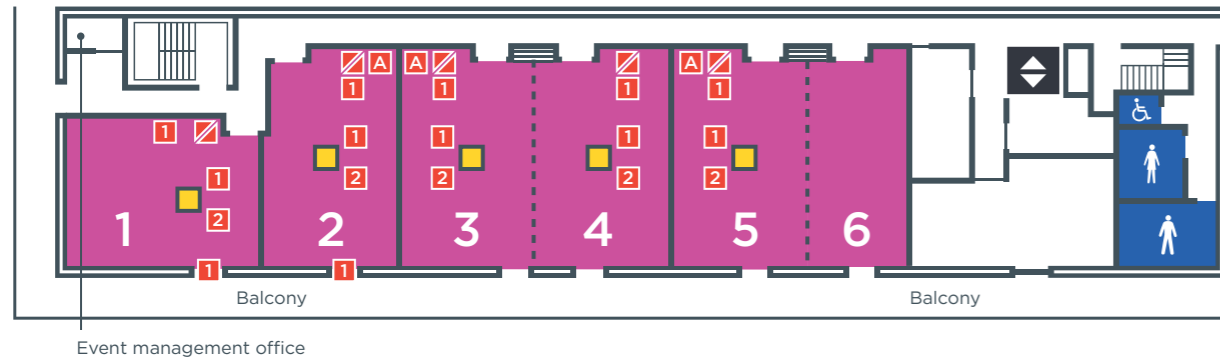
Please note: North Gallery Rooms 7, 11 and 18 are slightly indented due to the public lift

## North Gallery Rooms detail plan - Rooms 4 to 7



Single room: 18, 19, 20  
 Double room: 4+5, 6+7, 8+9, 10+11, 12+13, 14+15, 16+17

## South Gallery Rooms detail plan - Rooms 1 to 6



## South Gallery Rooms



Large single room: 3, 4, 5, 7, 8, 9, 11, 12, 13, 15, 16, 17, 18, 20, 21, 23, 24, 25, 27, 28, 29  
 Small single room: 6, 10, 14, 26  
 Large double room: 3+4, 7+8, 8+9, 11+12, 15+16, 17+18, 20+21, 23+24, 27+28  
 Small double room: 5+6, 9+10, 13+14, 19, 22, 25+26

## North Gallery Rooms - capacity chart

	Area	Dimensions	Height	Theatre	*Classroom	*Cabaret	*Banquet	Reception	Boardroom
North Gallery Room 4, 5, 6, 13, 15 or 17	91m <sup>2</sup>	12m x 7.6m	3.25m	90	42	48	60	90	34
North Gallery Room 7, 11 or 18	84m <sup>2</sup>	12m x 7.6m	3.25m	70	42	40	50	70	34
North Gallery Room 8, 9, 10, 12, 14, 16 or 20	90m <sup>2</sup>	12m x 7.5m	3.25m	90	42	48	60	90	34
North Gallery Room 19	274m <sup>2</sup>	23.3m x 12.7m	3.25m	248	80	120	160	248	66

## South Gallery Rooms - capacity chart

	Area	Dimensions	Height	Theatre	*Classroom	*Cabaret	*Banquet	Reception	Boardroom	U shape
Large Single Room	93m <sup>2</sup>	12.7m x 7.6m	3.25m	90	40	48	60	90	34	23
Small Single Room	66m <sup>2</sup>	12.7m x 5.6m	3.25m	70	28	24	30	60	34	23
Large Double Room	194m <sup>2</sup>	12.7m x 15.2m	3.25m	200	98	96	120	200	50	47
Small Double Room	168m <sup>2</sup>	12.7m x 13.2m	3.25m	180	80	72	90	180	44	41
South Gallery Room 1	96m <sup>2</sup>	8.7m x 11.1m	3.25m	90	40	48	60	90	34	23
South Gallery Room 2	95m <sup>2</sup>	7.5m x 12.7m	3.25m	80	40	40	50	80	34	23
South Gallery Room 29	96m <sup>2</sup>	8.7m x 11.1m	3.25m	90	40	48	60	90	34	23
South Gallery Rooms 8-10, 18+19 or 21+22	291m <sup>2</sup>	12.7m x 22.8m	3.25m	304	118	144	180	304	60	65
South Gallery Rooms 7-10, 17-19 or 20-22	362m <sup>2</sup>	12.7m x 28.4m	3.25m	400	156	184	230	400	70	83

All capacities subject to floorplan approval.  
 \*Classroom numbers are based on three per table (using 6 ft trestle tables); \*Cabaret numbers based on a max of eight per table (using 5 ft round tables);  
 \*Banquet numbers based on a max of ten per table (using 5 ft round tables).

### Facilities

- Dimmable house lighting
- All suites are acoustically sealed
- All rooms have sun blinds
- Audio visual equipment available on request
- Heating and cooling
- Wardrobes available in rooms 11-22
- Natural daylight

### Door dimensions

- 1.4m (w) x 2.0m (h)

### Maximum loading

- Breakout areas: 5.0kn/m<sup>2</sup>

### Passenger lift dimensions & weight loading

- Lift size: 1.86m (w) x 1.55m (d) x 2.4m (h)
- Door size: 1.1m (w) x 2.09m (h)
- Weight loading: 1,350kg

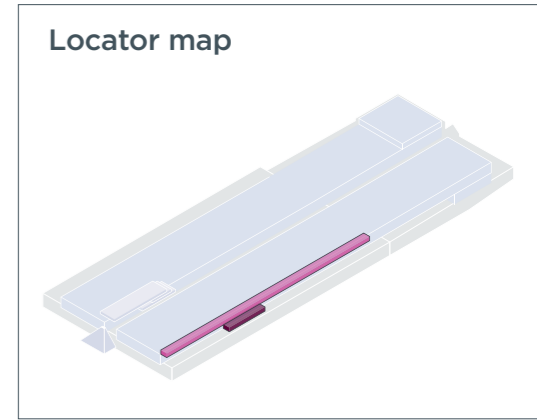
### Key

- 1** Floor box type 1  
2x 13 AMP sockets  
4x jack plugs
- 2** Floor box type 2  
2x 13 AMP sockets  
1x 15 PIN female PC socket  
1x video jack  
2x 15 pair audio sockets (L & R)  
1x 13 AMP projector plug
- A** 3 phase power supply available on request. Location available on technical plans
- ▣** Pair fused and switched 13 AMP sockets
- ▣** Ceiling projector mount point available on request
- Projection screens**  
Location available on technical plans
- ....** Partition wall
- Toilets**  
♂ Male  
♀ Female  
♿ Accessible (RH/LH - Right/Left hand)
- ◀▶** Public lifts
- Stairs

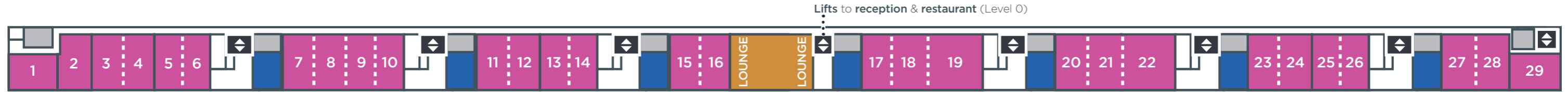


## Meeting & training rooms

Levels 0 & 2



### CentrEd at ExCeL - Level 2



**Large single room:** 3, 4, 5, 7, 8, 9, 11, 12, 13, 15, 16, 17, 18, 20, 21, 23, 24, 25, 27, 28, 29

**Small single room:** 6, 10, 14, 26

**Large double room:** 3+4, 7+8, 8+9, 11+12, 15+16, 17+18, 20+21, 23+24, 27+28

**Small double room:** 5+6, 9+10, 13+14, 19, 22, 25+26

### CentrEd at ExCeL - Level 0



### CentrEd at ExCeL - capacity chart

	Area	Dimensions	Height	Theatre	*Classroom	*Cabaret	*Banquet	Reception	Boardroom	U shape	*Exam
Large Single Room	93m <sup>2</sup>	12.7m x 7.6m	3.25m	90	40	48	60	90	34	23	28
Small Single Room	66m <sup>2</sup>	12.7m x 5.6m	3.25m	70	28	32	40	60	34	23	20
Large Double Room	194m <sup>2</sup>	12.7m x 15.2m	3.25m	200	98	96	120	200	50	47	56
Small Double Room	168m <sup>2</sup>	12.7m x 13.2m	3.25m	180	80	80	100	180	44	41	42
South Gallery Room 1	96m <sup>2</sup>	8.7m x 11.1m	3.25m	90	40	48	60	90	34	23	n/a
South Gallery Room 2	95m <sup>2</sup>	7.5m x 12.7m	3.25m	80	40	40	50	80	34	23	n/a
South Gallery Room 29	96m <sup>2</sup>	8.7m x 11.1m	3.25m	90	40	48	60	90	34	23	n/a
South Gallery Rooms 8-10, 18+19 or 21+22	291m <sup>2</sup>	12.7m x 22.8m	3.25m	304	118	144	180	304	60	65	n/a
South Gallery Rooms 7-10, 17-19 or 20-22	362m <sup>2</sup>	12.7m x 28.4m	3.25m	400	145	*184	230	400	70	83	119

All capacities subject to floorplan approval.

\*Classroom numbers are based on three per table (using 6 ft trestle tables); \*Cabaret numbers based on a max of eight per table (using 5 ft round tables); \*Banquet numbers based on a max of ten per table (using 5 ft round tables); \*Exam numbers based on single exam desk.

#### Facilities

- Dimmable house lighting
- All suites are acoustically sealed
- All rooms have sun blinds
- Ceiling projection mounting point
- Heating and cooling
- Wardrobes available in rooms 11-22
- Natural daylight

#### Reception

- Direct access to car park
- Internet stations
- Lounge area with self-service coffee machines

#### Restaurant

- Seated restaurant for 200 people

#### Level 2

- Lounge: 201 m<sup>2</sup>
- Lounge capacity: 90 people

#### Level 0

- Lounge: 414 m<sup>2</sup>
- Reception / Lounge capacity: up to 200 people
- Restaurant: 454 m<sup>2</sup>

#### Door dimensions

- 1.4m (w) x 2.0m (h)

#### Maximum occupancy

- Single rooms: 90 people
- Double rooms: 200 people

#### Maximum loading

- Breakout areas: 5.0kn/m<sup>2</sup>




#### Passenger lift dimensions & weight loading

- Lift size: 1.86m (w) x 1.55m (d) x 2.4m (h)
- Door size: 1.1m (w) x 2.09m (h)
- Weight loading: 1,350kg

#### Key

 Partition wall

#### Toilets

-  Male
-  Female
-  Accessible

 Public lifts

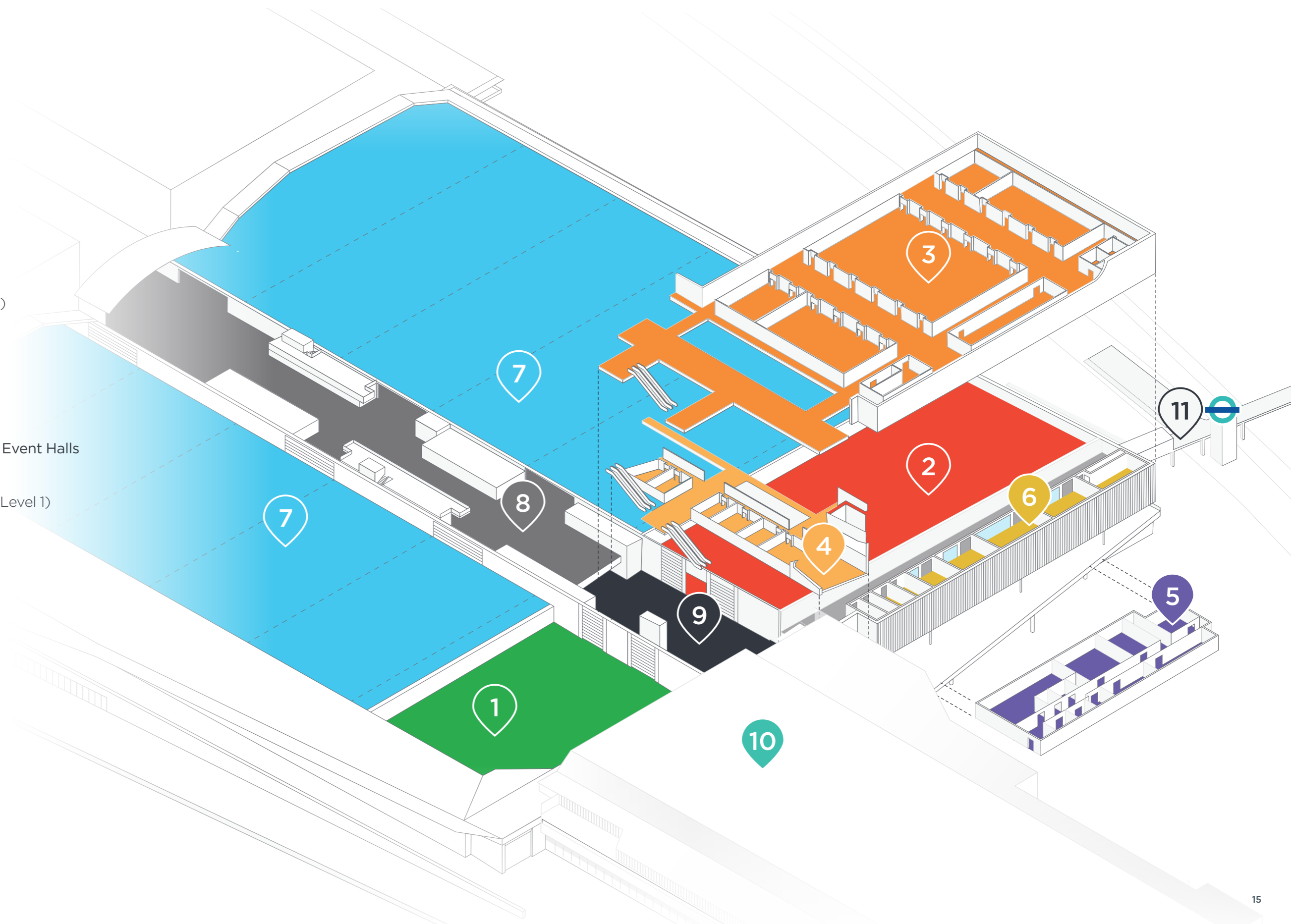
 Stairs to Event Halls only

# ICC London

## Event spaces

### Key

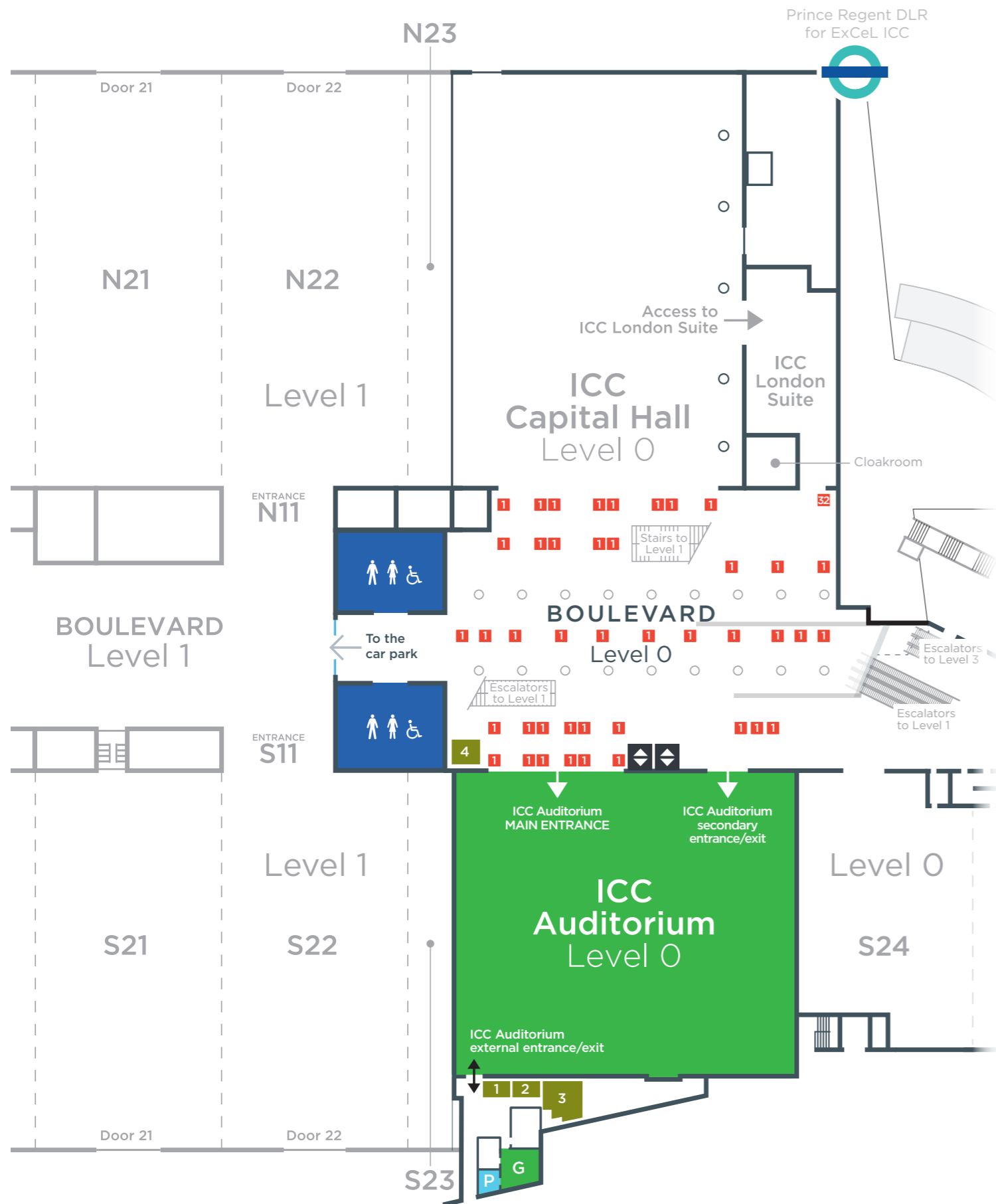
- 1 ICC Auditorium (Level 0)
- 2 ICC Capital Hall (Level 0)
- 3 ICC Capital Suite (Level 3)
- 4 ICC Capital Lounge (Level 2)
- 5 ICC London Suite (Level 0)
- 6 Prince Regent Rooms (Level 1)
- 7 Event Halls (Level 1)
- 8 Boulevard (Level 1)
- 9 Boulevard (Level 0)
- 10 ICC Maritime Suite and South Event Halls (Levels 0 and 3)
- 11 Prince Regent DLR walkway (Level 1)



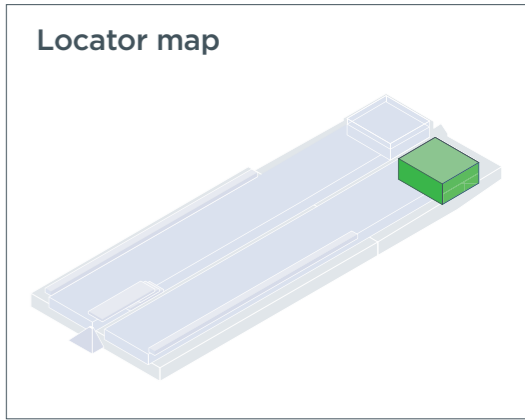
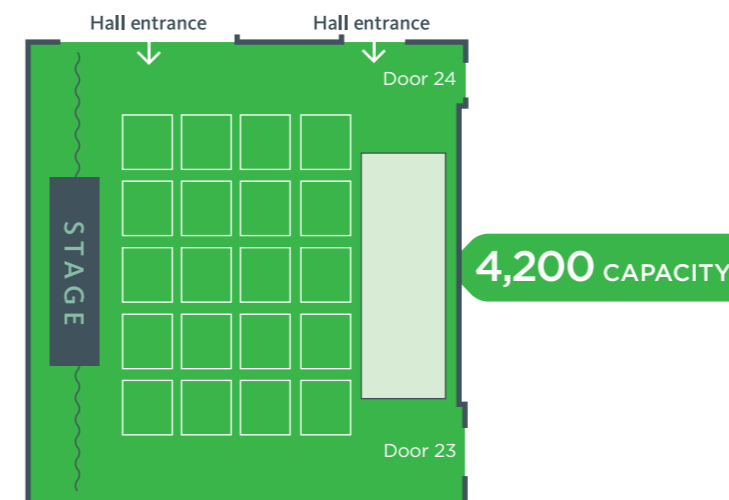
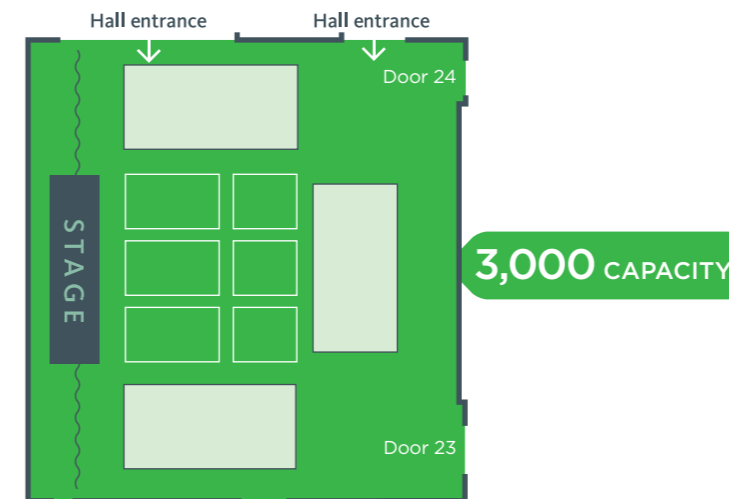
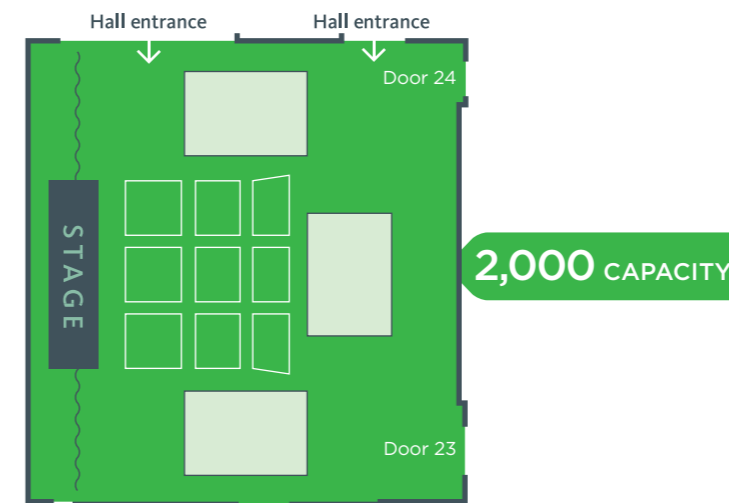
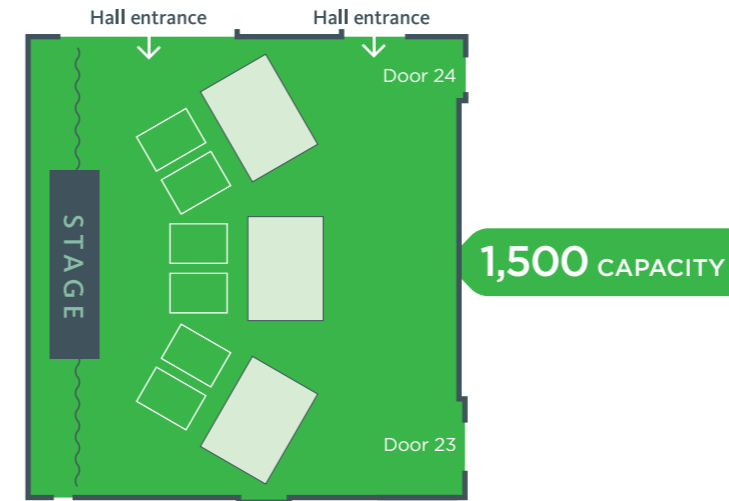


# ICC Auditorium

## Level 0



### Floor plan examples



### Key features

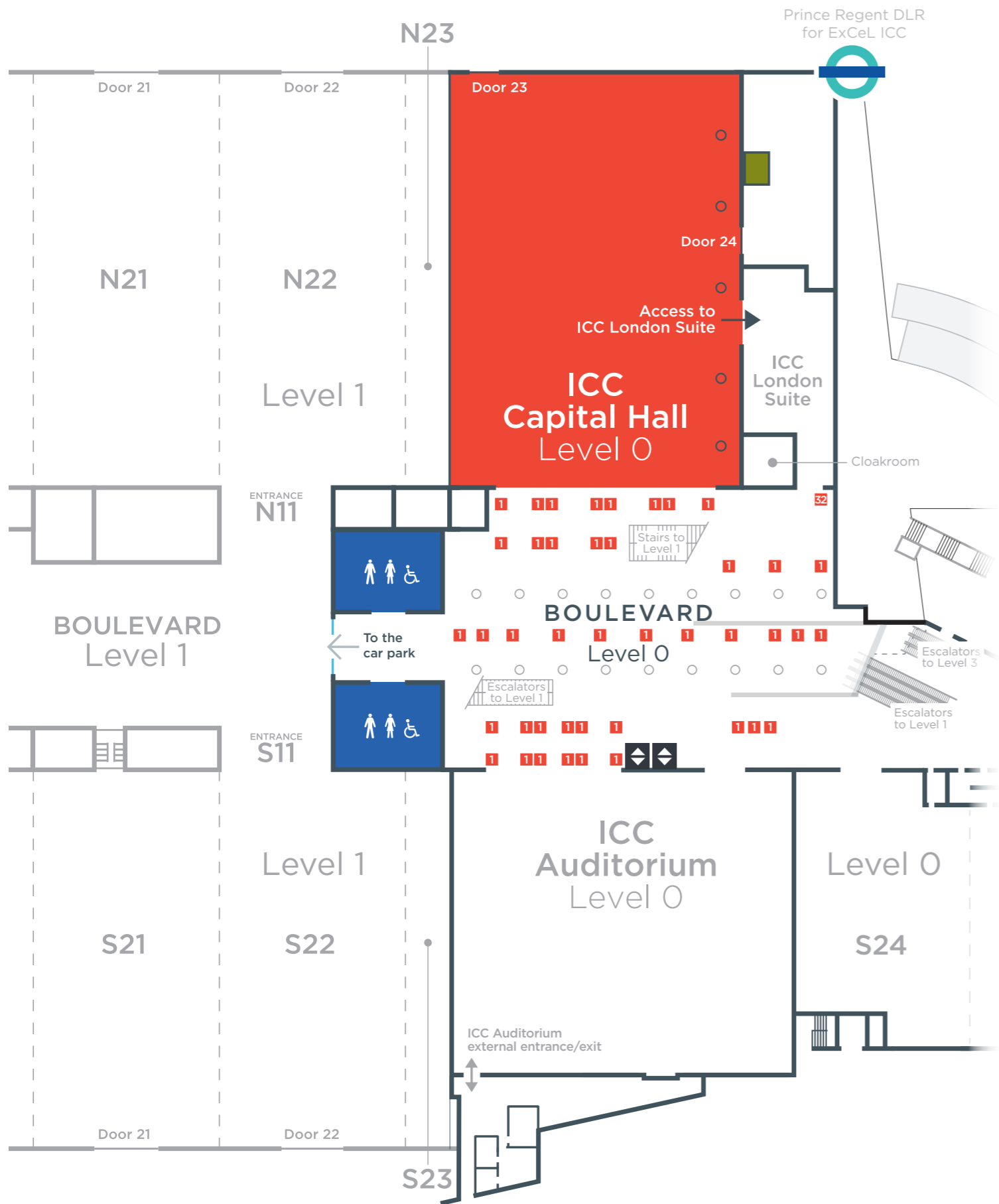
- Seating for up to 4,200 delegates
- 4,603m<sup>2</sup> space
- 72.67m (l) x 63.34m (w) x 15.0m (h)
- Acoustic panelling
- 7.2m wide drive-in doorways
- Floor weight loading: 18 kN/m<sup>2</sup>
- Permanent cabling including IT, electric, water, waste, compressed air, gas
  - Serviced by underfloor ducts every 5.0m North to South and 3.0m East to West
- Auditorium backstage rooms:
  - Green room: 8.7m x 8m, 61.5m<sup>2</sup> total. Including furniture, phone, plasma screen, service pantry, toilets and shower
  - Organiser office 1: 2.2m x 6.3m, 13.7m<sup>2</sup> total
  - Organiser office 2: 2.2m x 6.4m, 14m<sup>2</sup> total
  - Organiser office 3: 8.0m x 8.0m, 64m<sup>2</sup> total
  - Organiser office 4: 4.0m x 4.7m, 18.8m<sup>2</sup> total
- AV and stage included
- Heating and cooling
- Easy access to and from ICC Capital Hall
- Boulevard: 1,705m<sup>2</sup>

### Key

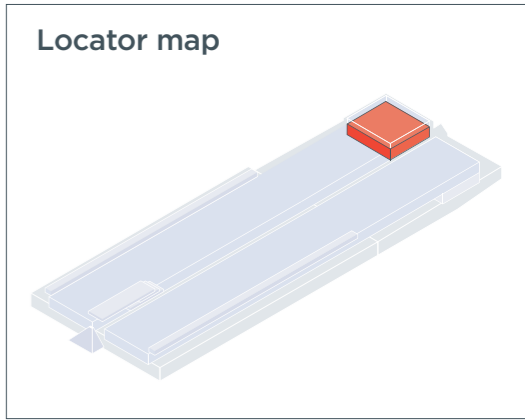
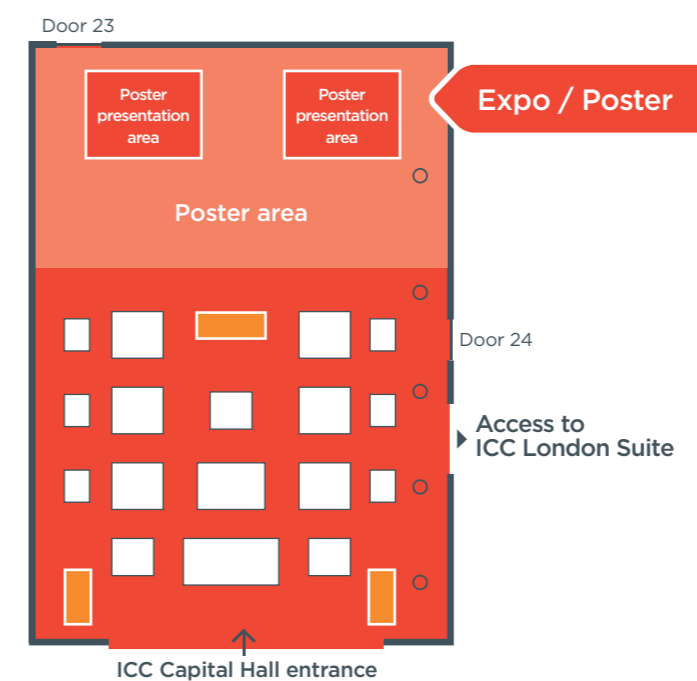
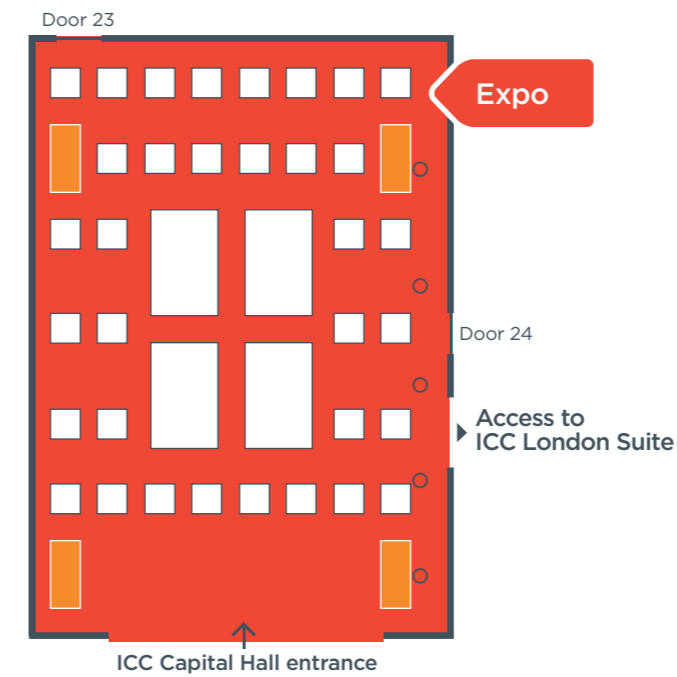
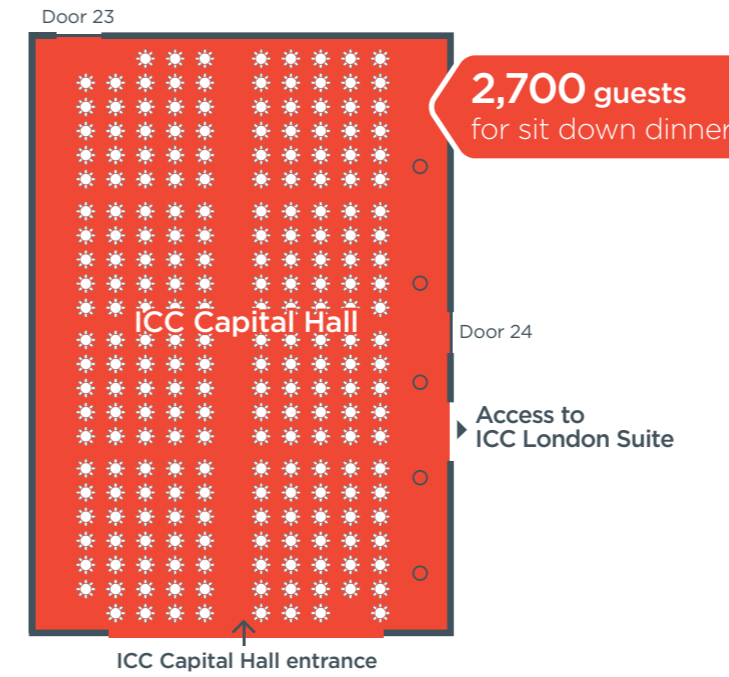
- 1** Floor box type 1  
2x 13 AMP sockets  
4x jack plugs
- 32** 32 AMP single phase supply
- 4** Organiser offices
- P** Pantry
- G** Green room
- Columns
- Toilets
  - ♂** Male
  - ♀** Female
  - ♿** Accessible
- ↕** Public lifts
- Tiered seating
- Flat floor seating
- }** Drape

# ICC Capital Hall

Level 0



## Floor plan examples



## Key features

- Banquet for up to 2,700 guests
- Reception for up to 3,060 guests
- 4,518m<sup>2</sup> space
- 86.36m (l) x 52.31m (w) x 10.0m (h)
- Lorry Doors (Door 23 and Door 24)
  - Door 24: 8.0m (w) x 5.2m (h)
  - Door 23: 7.2m (w) x 2.8m (h)
- Floor weight loading: 18 kN/m<sup>2</sup>
- Permanent cabling including IT, electric, water, waste, compressed air, gas
  - Serviced by underfloor ducts every 5.0m North to South and 3.0m East to West
- Production Kitchen (1,792m<sup>2</sup>)
- Easy Access to and from the ICC Auditorium and direct access into ICC London Suite
- Organiser office
- Heating and cooling
- Boulevard: 1,705m<sup>2</sup>

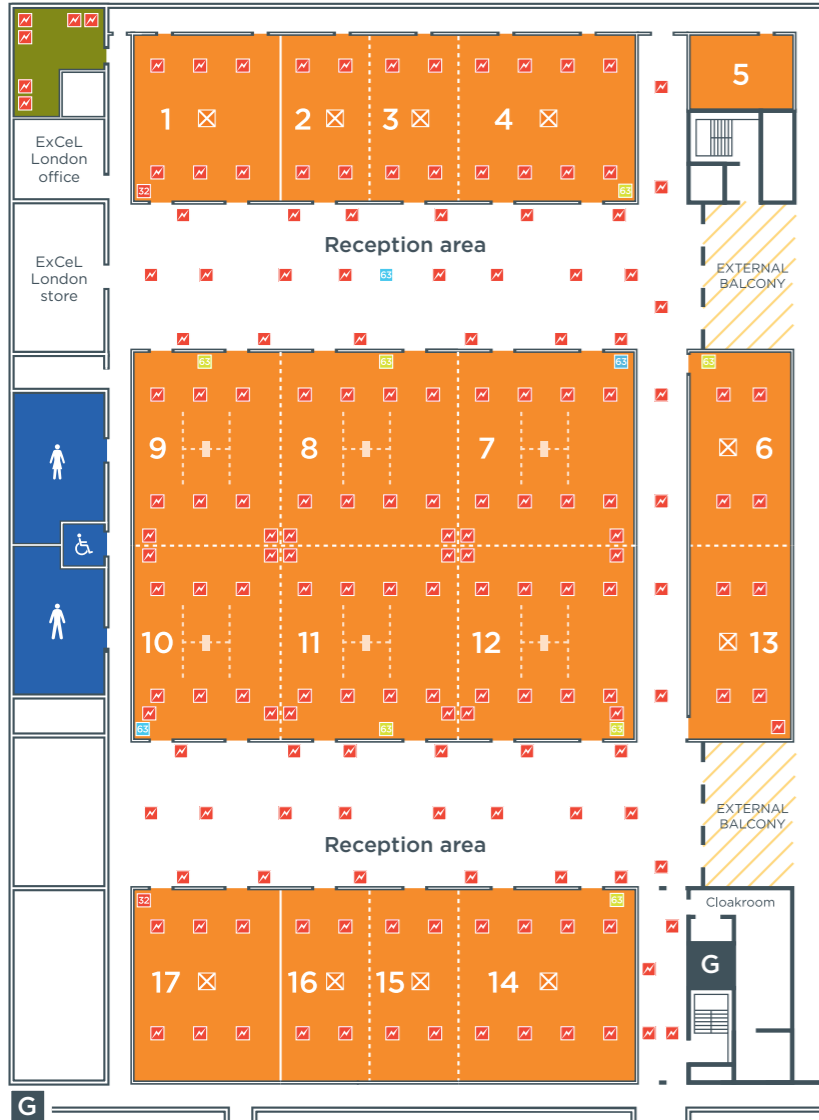
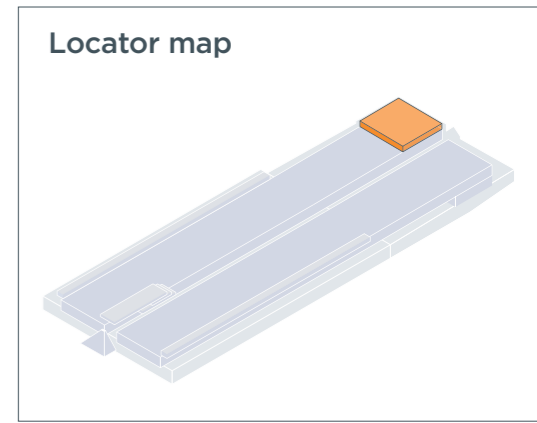
## Key

- 1** Floor box type 1
  - 2x 13 AMP sockets
  - 4x jack plugs
- 32** 32 AMP single phase supply
- Organiser office
- Columns
- Toilets**
  - ♂** Male
  - ♀** Female
  - ♿** Accessible
- ⇄** Public lifts
- ⚙** Tables & chairs (using 5ft round tables)
- Exhibition stands
- Catering



# ICC Capital Suite

## Level 3



### Key

**Individual fixing points to ceiling**  
50mm dia stainless steel CHS rated at 25kgs with adjacent grommet connection panel.

**32 AMP single phase supply**

**63 AMP single phase supply**

**63 AMP three phase supply**

**Floor box location**  
with power and data outlets

**Rigging frame**  
48.3mm dia stainless steel  
125kgs per bar, 50kgs per metre with adjacent grommet connection panel

**Partition wall**

**Organiser office**

**Toilets**

Male

Female

Accessible

**Public lifts**

**Goods lifts**

### ICC Capital Suite - capacity chart

	Area	Dimensions	Height	Theatre	*Classroom	*Cabaret	*Banquet	Reception	Boardroom	U shape
Room 1	162m <sup>2</sup>	12.7m x 12.7m	3.75m	150	75	80	100	150	30	36
Room 2	96m <sup>2</sup>	7.5m x 12.7m	3.75m	88	44	48	60	88	20	22
Room 3	96m <sup>2</sup>	7.5m x 12.7m	3.75m	88	44	48	60	88	20	22
Room 4	196m <sup>2</sup>	15.4m x 12.7m	3.75m	180	90	96	120	180	30	42
Room 5	54m <sup>2</sup>	8.9m x 6.1m	3.75m	50	24	n/a	n/a	50	18	n/a
Room 6	135m <sup>2</sup>	8.9m x 15.2m	3.75m	124	62	72	80	124	30	30
Room 7	228m <sup>2</sup>	15.4m x 14.8m	4.5m	220	105	112	140	210	50	45
Room 8	229m <sup>2</sup>	15.5m x 14.8m	4.5m	220	105	112	140	210	50	45
Room 9	190m <sup>2</sup>	12.8m x 14.8m	4.5m	180	87	88	110	175	50	39
Room 10	190m <sup>2</sup>	12.8m x 14.8m	4.5m	180	87	88	110	175	50	39
Room 11	229m <sup>2</sup>	15.5m x 14.8m	4.5m	220	105	112	140	210	50	45
Room 12	228m <sup>2</sup>	15.4m x 14.8m	4.5m	220	105	112	140	210	50	45
Room 13	135m <sup>2</sup>	8.9m x 15.2m	3.75m	124	62	72	80	124	30	30
Room 14	230m <sup>2</sup>	15.5m x 14.8m	3.75m	220	105	112	140	210	30	45
Room 15	113m <sup>2</sup>	7.6m x 14.8m	3.75m	60	52	56	60	60	20	36
Room 16	113m <sup>2</sup>	7.6m x 14.8m	3.75m	60	52	56	60	60	20	36
Room 17	190m <sup>2</sup>	12.8m x 14.8m	3.75m	180	87	88	110	175	30	39
Rooms 2-4	388m <sup>2</sup>	30.4m x 12.7m	3.75m	356	178	192	240	356	50	n/a
Rooms 6+13	270m <sup>2</sup>	30.4m x 8.9m	3.75m	248	124	144	170	248	60	n/a
Rooms 7-12	1,294m <sup>2</sup>	43.7m x 29.6m	4.5m	1,394	594	640	800	1,394	n/a	n/a
Rooms 14-16	456m <sup>2</sup>	30.7m x 14.8m	3.75m	418	209	224	280	418	50	n/a

All capacities subject to floorplan approval.

\*Classroom numbers are based on three per table (using 6 ft trestle tables); \*Cabaret numbers based on a max of eight per table (using 5 ft round tables);

\*Banquet numbers based on a max of ten per table (using 5 ft round tables).

### Facilities

- Meeting space for up to 2,500 delegates
- 17 individual meeting rooms for up to 1,394 delegates
- Cloakroom
- Outside balconies: 570m<sup>2</sup> total (285m<sup>2</sup> each)
- Organisers office: 45m<sup>2</sup>
- Registration area: 50.7m (l) x 7.8m (w), 420m<sup>2</sup> total
- Two Reception areas: 46.5m (l) x 11.8m (w), 1,096m<sup>2</sup> total (548m<sup>2</sup> each)
- Maximum floor loading: 5.0kn/m<sup>2</sup>
- 45Db noise resistant partition walls
- Heating and cooling
- Natural daylight in rooms 1, 2, 3, 4, 5, 6 and 13

### Door dimensions

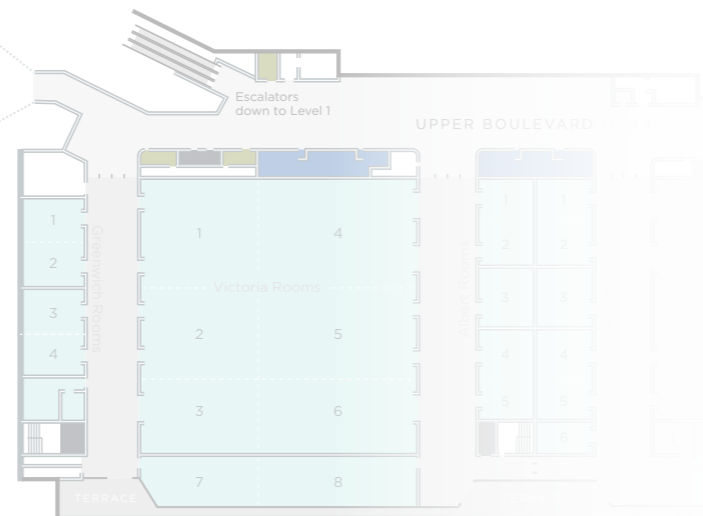
- 1.61m (w) x 2.3m (h)
- Distance between meeting room doors - 6m

### Goods lift dimensions & weight loading

- Lift size: 1.8m (w) x 2.7m (d) x 2.5m (h)
- Door size: 1.4m (w) x 2.4m (h)
- Weight loading: 2,500kg

### AV facilities

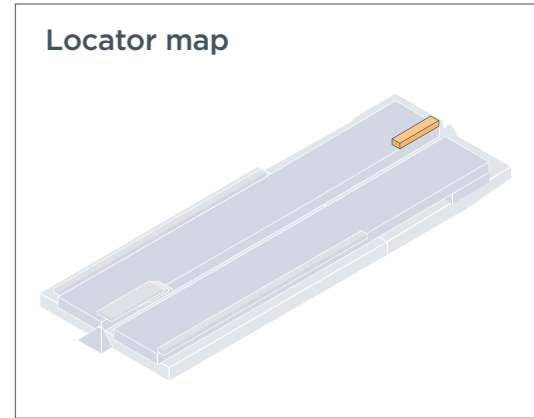
- Ability to relay video and sound feeds from one room to up to 15 other rooms at once
- Dimmable and programmable house light system
- Ability to deliver 'cable free' AV setups
- 63AMP or 32AMP power supplies available in each room



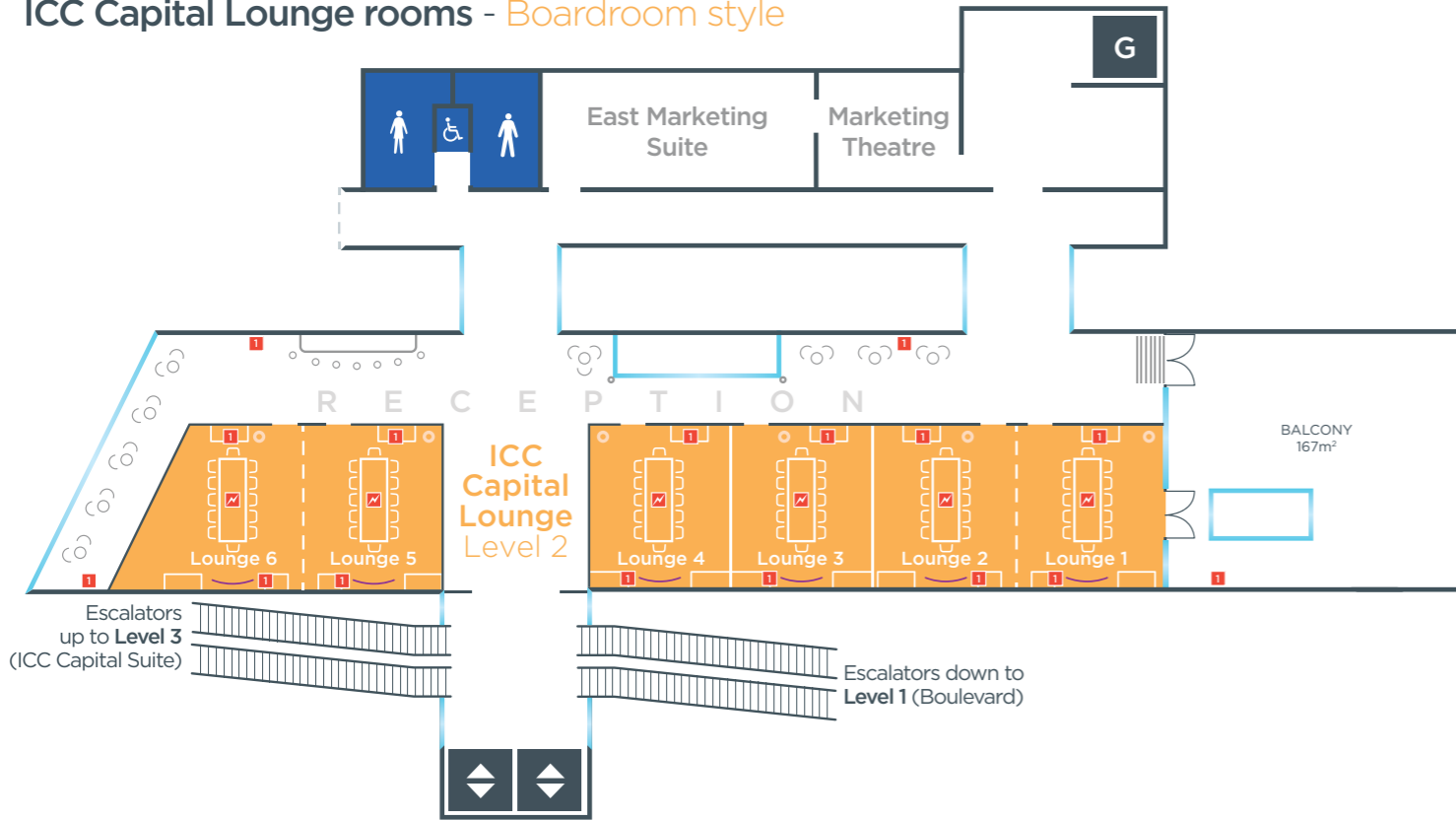
ICC Auditorium  
Level 0

# ICC Capital Lounge meeting rooms

Level 2



## ICC Capital Lounge rooms - Boardroom style



## ICC Capital Lounge rooms - capacity chart

	Area	Dimensions	Height	Boardroom	Theatre
Room 1	37m <sup>2</sup>	5.7m x 6.5m	2.7m	12	25
Room 2	41m <sup>2</sup>	6.3m x 6.5m	2.7m	12	25
Room 3	39m <sup>2</sup>	6m x 6.5m	2.7m	12	n/a
Room 4	39m <sup>2</sup>	6m x 6.5m	2.7m	12	n/a
Room 5	36m <sup>2</sup>	5.6m x 6.5m	2.7m	12	25
Room 6	34m <sup>2</sup>	5.2m x 6.5m	2.7m	12	25
Rooms 1+2	78m <sup>2</sup>	12m x 6.5m	2.7m	24	50
Rooms 5+6	70m <sup>2</sup>	10.8m x 6.5m	2.7m	24	50

All capacities subject to floorplan approval.

### Facilities

- Executive style boardroom and chairs
- Intelligent glass providing privacy solutions
- Partition walls (rooms 1 & 2 and 5 & 6)
- Wardrobe in each room
- 45Db noise partition wall (rooms 1 & 2 and 5 & 6)
- Digital signage outside each room
- Digital screen at main entrance doors
- Natural daylight (room 1 or rooms 1 & 2 combined)
- Heating and cooling

### Reception

- Capacity of 300 including reception area
- Breakout area with a hospitality unit
- 13AMP power points

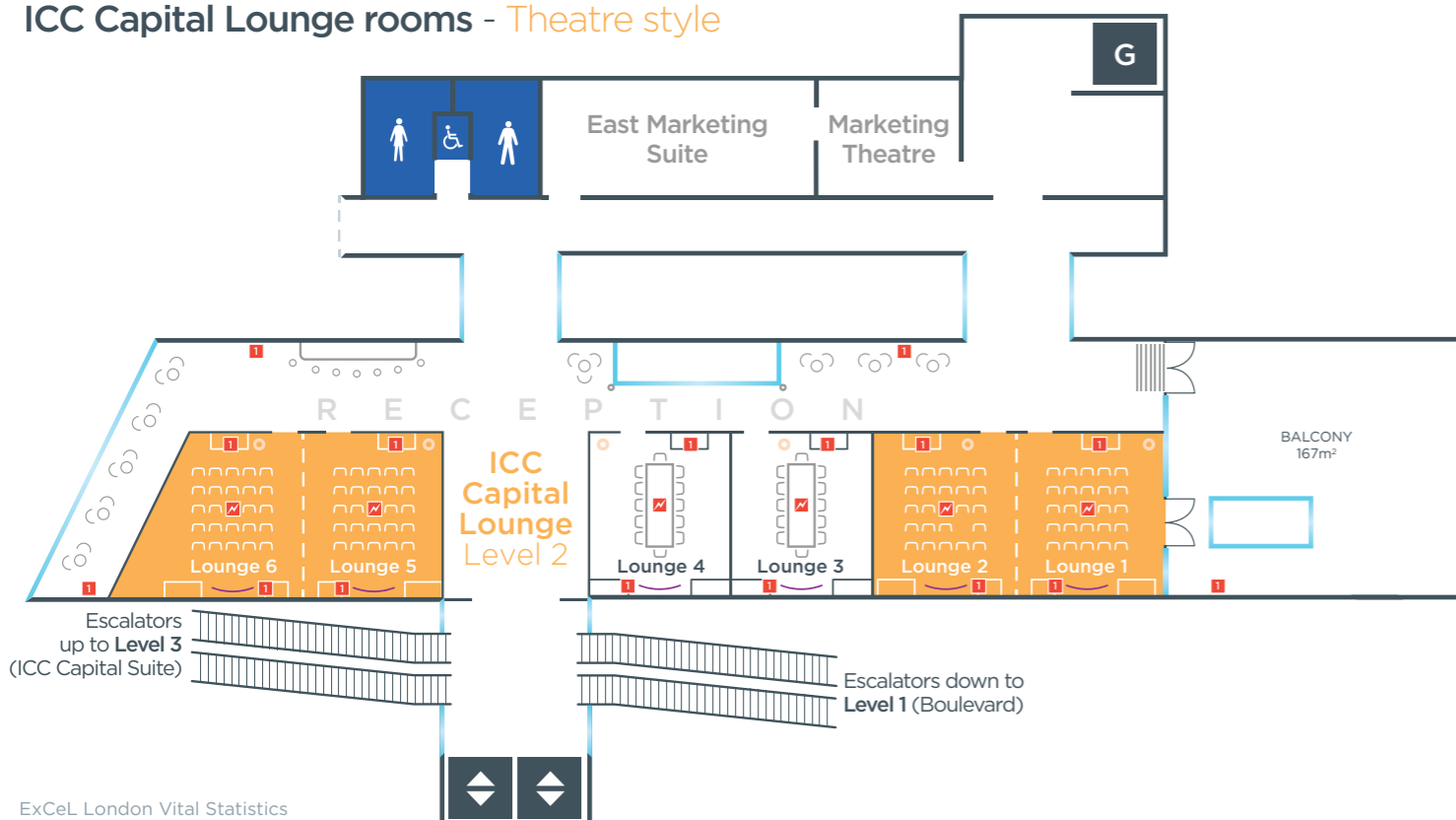
### AV Inclusions

- 65" LED curved screens
- Built-in sound system
- Ability to stream content to two screens simultaneously (rooms 1 & 2 or 5 & 6 combined)

### Key

- 13 AMP power points
- 13 AMP supply floor boxes
- Partition wall
- 65" LED curved screen
- Reception area seating
- Column
- Toilets**
- Male
- Female
- Accessible
- Public lifts
- Goods lifts


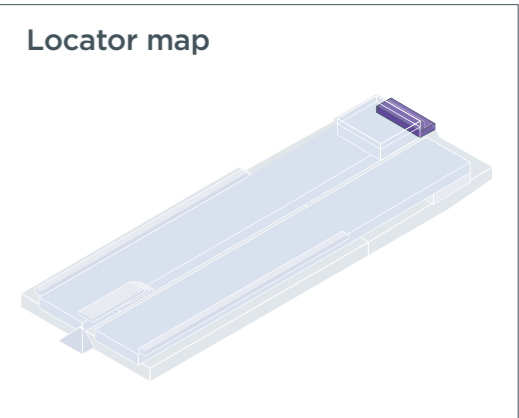
## ICC Capital Lounge rooms - Theatre style





# ICC London Suite

Level 0



## ICC London Suite - capacity chart

	Area	Dimensions	Height	Theatre	*Classroom	*Cabaret	*Banquet	Reception	Boardroom	U shape
Room 1	55m <sup>2</sup>	8.4m x 6.4m	3.3m	56	18	32	40	56	20	16
Room 2	71m <sup>2</sup>	10.4m x 6.4m	3.3m	60	24	32	40	60	24	20
Room 3	102m <sup>2</sup>	9.9m x 9.9m	3.3m	112	40	48	60	112	32	24
Room 4	60m <sup>2</sup>	11.1m x 5.3m	2.8m	60	24	24	30	60	22	n/a
Room 5	50m <sup>2</sup>	9m x 5.1m	2.8m	50	16	16	20	50	20	n/a
Lounge/Office	20m <sup>2</sup>	4m x 5m	2.8m	n/a	n/a	n/a	n/a	n/a	n/a	n/a
Rooms 2+3	173m <sup>2</sup>	16.4m x 9.9m	3.3m	200	72	80	100	200	n/a	38

All capacities subject to floorplan approval.  
 \*Classroom numbers are based on three per table (using 6 ft trestle tables); \*Cabaret numbers based on a max of eight per table (using 5 ft round tables);  
 \*Banquet numbers based on a max of ten per table (using 5 ft round tables).

### Facilities

- 5 individual meeting rooms for up to 200 delegates
- Wardrobe available in each room
- Heating and cooling
- 45Db noise resistant partition wall (rooms 2 and 3)

### Door dimensions

- 1.65m (w) x 2.04m (h)

### Goods lift dimensions & weight loading

- Lift size: 1.8m (w) x 2.7m (d) x 2.5m (h)
- Door size: 1.4m (w) x 2.4m (h)
- Weight loading: 2,500kg

### AV inclusions

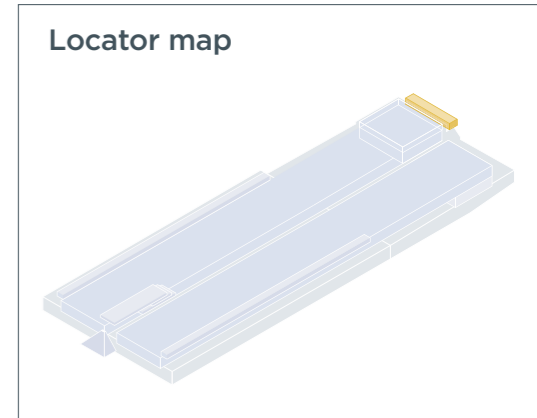
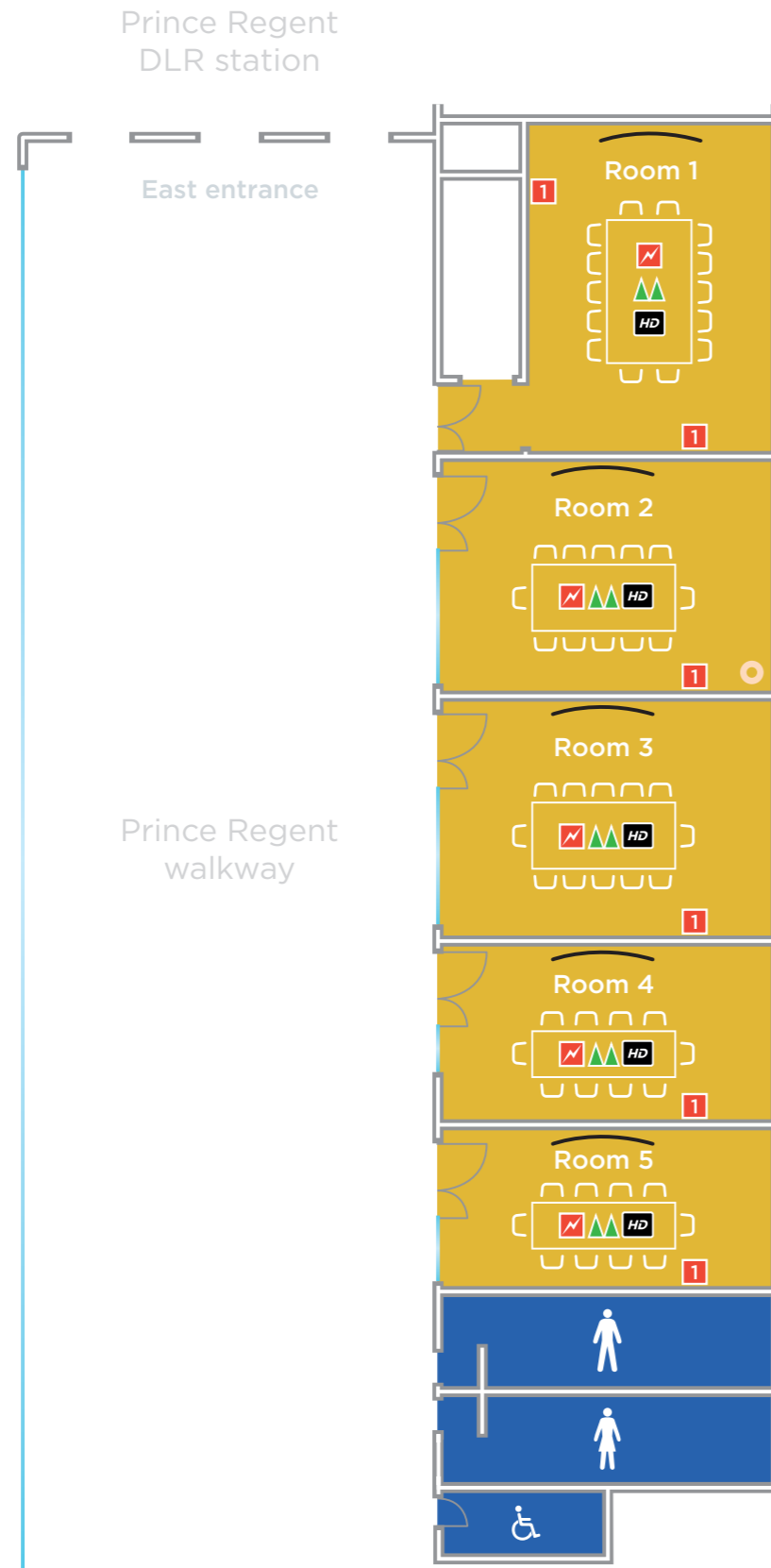
- Rooms 4 to 5 and lounge:  
- 47" LED screen

### Key

- 1 13 AMP supply
- 32 32 AMP single phase supply
- 63 63 AMP single phase supply
- X Floor box location with power and data outlets
- P Partition wall
- △ Projection screens
- Ceiling mounted data projection
- Wall mounted data projection
- ▶ Data point
- Toilets
  - ♂ Male
  - ♀ Female
  - ♿ Accessible
- G Goods lift

# Prince Regent Rooms

Level 1



## Prince Regent Rooms - capacity chart

	Area	Dimensions	Height	*Boardroom
Room 1	32m <sup>2</sup>	4.8m x 6.5m	2.8m	14
Room 2	31m <sup>2</sup>	6.6m x 4.7m	2.8m	12
Room 3	31m <sup>2</sup>	6.6m x 4.7m	2.8m	12
Room 4	22m <sup>2</sup>	6.6m x 3.4m	2.8m	10
Room 5	22m <sup>2</sup>	6.6m x 3.4m	2.8m	10

\*Boardrooms cannot be removed.

### Facilities

- Executive style boardroom set up
- AV facilities
- Natural daylight (rooms 1 to 4)
- Heating and cooling
- Temperature control

### AV inclusions

- Room 1: 75" LED screen
- Rooms 2 to 5: 55" LED screen
- IT connections to link laptop to screen
- Conference phone

### Key

- 13 AMP power points
- 13 AMP supply floor boxes
- Column
- HDMI outlet
- Data point
- Digital screen
- Toilets**
- Male
- Female
- Accessible



# ICC Expansion

Event spaces

## Key

- 1 South Event Halls S24-S29 (Level 0)
- 2 Lower Boulevard (Level 0)
- 3 ICC Maritime Lounge (Level 2)
- 4 ICC Maritime Suite (Level 3)
- 5 Upper Boulevard (Level 3)
- 6 Prince Regent DLR

Level 3

Level 0

Level 2

R  
O  
Y  
A  
L  
  
V  
I  
C  
T  
O  
R  
I  
A  
  
D  
O  
C  
K

# ICC Maritime Suite

## Meeting spaces



Prince Regent DLR  
for ExCeL ICC

### Facilities

- Meeting space for up to 7,000 delegates
- 37 individual meeting rooms
- Cloakroom
- Maritime Lounge (Level 2): 90m<sup>2</sup>
- Three external south-facing terraces
- Five organiser offices (20m<sup>2</sup> each)
- Three large reception areas
- Boulevard: 2,270m<sup>2</sup> (180m long)
- Natural daylight in Thames Rooms and Connaught Rooms
- Easy access to and from ICC Capital Suite
- Heating and cooling
- Maximum floor loading = 5.0 kN/m<sup>2</sup>
- 52-62Db noise resistant partition walls
- Dimmable and programmable house light system
- 63AMP, 32AMP or 16AMP power supplies available in each room

### Door dimensions

- 2.1m (w) x 2.1m / 3.0m (h)
- Distance between meeting room doors: 8m-15m

### Goods lift dimensions & weight loading

- Lifts G1 size: 3.5m (w) x 5.0m (d) x 2.5m (h)
- Lifts G2 size: 2.0m (w) x 2.5m (d) x 2.5m (h)
- Weight loading: 2,500kg

### Key

- Event Rooms
- Upper Boulevard
- Organiser offices
- Toilets
  - Male
  - Female
  - Accessible
- Stairs
- Public lifts
- Goods lifts G1 G2



### ICC Maritime Suite meetings rooms - capacity chart

	Area	Dimensions	Height	Reception	Theatre	Classroom*	Cabaret*	Banquet	Boardroom	U-shape
Greenwich Room 1	87m <sup>2</sup>	9.8m x 8.8m	4.5m	105	90	45	55	50	25	17
Greenwich Room 2	92m <sup>2</sup>	10.4m x 8.8m	4.5m	105	90	45	55	50	25	17
Greenwich Room 3	93m <sup>2</sup>	10.4m x 8.8m	4.5m	105	90	45	55	50	25	17
Greenwich Room 4	87m <sup>2</sup>	10.4m x 8.3m	4.5m	105	90	45	55	50	25	17
Victoria Room 1	484m <sup>2</sup>	22.5m x 21.5m	6m	455	410	200	240	300	n/a	n/a
Victoria Room 2	405m <sup>2</sup>	22.5m x 18m	6m	370	335	165	195	245	n/a	n/a
Victoria Room 3	316m <sup>2</sup>	22.5m x 14m	6m	275	275	135	160	200	n/a	n/a
Victoria Room 4	647m <sup>2</sup>	30.1m x 21.5m	6m	600	540	270	320	400	n/a	n/a
Victoria Room 5	542m <sup>2</sup>	30.1m x 18m	6m	495	450	225	260	330	n/a	n/a
Victoria Room 6	422m <sup>2</sup>	30.1m x 14m	6m	410	370	185	215	270	n/a	n/a
Victoria Room 7	238m <sup>2</sup>	23.6m x 10.6m	4.5m	210	190	95	110	140	48	35
Victoria Room 8	315m <sup>2</sup>	31.4m x 10.6m	4.5m	300	265	130	155	195	66	50
Victoria Rooms 1-6	2,815m <sup>2</sup>	52.6m x 53.4m	6m	2,605	2,380	1,180	1,390	1,745	n/a	n/a
Victoria Rooms 7-8	553m <sup>2</sup>	55m x 10.2m	4.5m	510	455	225	265	335	n/a	n/a
Albert Room 1	87m <sup>2</sup>	10.3m x 8.4m	4.5m	85	78	39	46	58	20	15
Albert Room 2	90m <sup>2</sup>	10.3m x 8.7m	4.5m	85	78	39	46	58	20	15
Albert Room 3	124m <sup>2</sup>	10.3m x 12m	4.5m	120	110	55	64	80	27	20
Albert Room 4	101m <sup>2</sup>	10.3m x 9.7m	4.5m	100	88	44	50	65	22	16
Albert Room 5	82m <sup>2</sup>	10.3m x 7.9m	4.5m	80	75	37	44	55	18	14
Trinity Room 1	86m <sup>2</sup>	10.2m x 8.4m	4.5m	85	78	39	46	58	20	15
Trinity Room 2	89m <sup>2</sup>	10.2m x 8.7m	4.5m	85	78	39	46	58	20	15
Trinity Room 3	123m <sup>2</sup>	10.2m x 12m	4.5m	120	110	55	64	80	27	20
Trinity Room 4	100m <sup>2</sup>	10.2m x 9.7m	4.5m	100	88	44	50	65	22	16
Trinity Room 5	82m <sup>2</sup>	10.2m x 7.9m	4.5m	80	75	37	44	55	18	14
Trinity Room 6	65m <sup>2</sup>	10m x 6.4m	4.5m	59	54	26	24	30	15	10
George V Room 1	666m <sup>2</sup>	30.3m x 21.5m	6m	610	550	275	322	407	n/a	n/a
George V Room 2	789m <sup>2</sup>	30.3m x 26m	6m	735	665	330	390	490	n/a	n/a
George V Room 3	666m <sup>2</sup>	30.3m x 21.5m	6m	615	555	280	325	410	n/a	n/a
George V Room 4	789m <sup>2</sup>	30.3m x 26m	6m	735	665	330	390	490	n/a	n/a
George V Rooms 1-4	2,909m <sup>2</sup>	60.6m x 47.5m	6m	2,695	2,435	1,215	1,427	1,797	n/a	n/a
Thames Room 1	48m <sup>2</sup>	7.2m x 6.6m	3m	42	38	18	16	20	12	9
Thames Room 2	50m <sup>2</sup>	7.6m x 6.6m	3m	30	28	14	16	20	10	8
Thames Room 3	45m <sup>2</sup>	7.3m x 5.8m	3m	30	28	14	16	20	10	8
Thames Room 4	49m <sup>2</sup>	7.3m x 6.6m	3m	42	38	18	16	20	12	9
Thames Room 5	50m <sup>2</sup>	7.6m x 6.6m	3m	42	38	18	16	20	12	9
Thames Room 6	52m <sup>2</sup>	7.8m x 6.6m	3m	42	38	18	16	20	12	9
Connaught Room 1	223m <sup>2</sup>	17.9m x 12.4m	4.5m	210	210	103	121	154	50	40
Connaught Room 2	164m <sup>2</sup>	17.9m x 9.1m	4.5m	160	145	72	85	107	36	26
Connaught Room 3	164m <sup>2</sup>	17.9m x 9.1m	4.5m	160	145	72	85	107	36	26
Connaught Room 4	169m <sup>2</sup>	17.9m x 9.4m	4.5m	160	145	72	85	107	36	26
Connaught Rooms 1-3	552m <sup>2</sup>	17.9m x 30.6m	4.5m	530	500	247	291	368	n/a	n/a

All dimensions and capacities may be subject to final fire strategy modelling.  
\*Classroom density based on three people per table; \*Cabaret numbers based on a max of eight people per table (using 5ft round tables).

# South Event Halls

## S24-S29

### South Event Halls

	Area	Dimensions	Height
S24	1,672m <sup>2</sup>	31.1m x 53.8m	9.6m
S25	1,693m <sup>2</sup>	31.1m x 53.8m	9.6m
S26	2,044m <sup>2</sup>	38.7m x 53.8m	9.6m
S27	2,118m <sup>2</sup>	38.9m x 53.8m	9.6m
S28	2,054m <sup>2</sup>	38.8m x 53.8m	9.6m
S29	1,940m <sup>2</sup>	37.4m x 53.8m	9.6m
<b>All halls</b>	<b>11,521m<sup>2</sup></b>	<b>216m x 53.8m</b>	<b>9.6m</b>

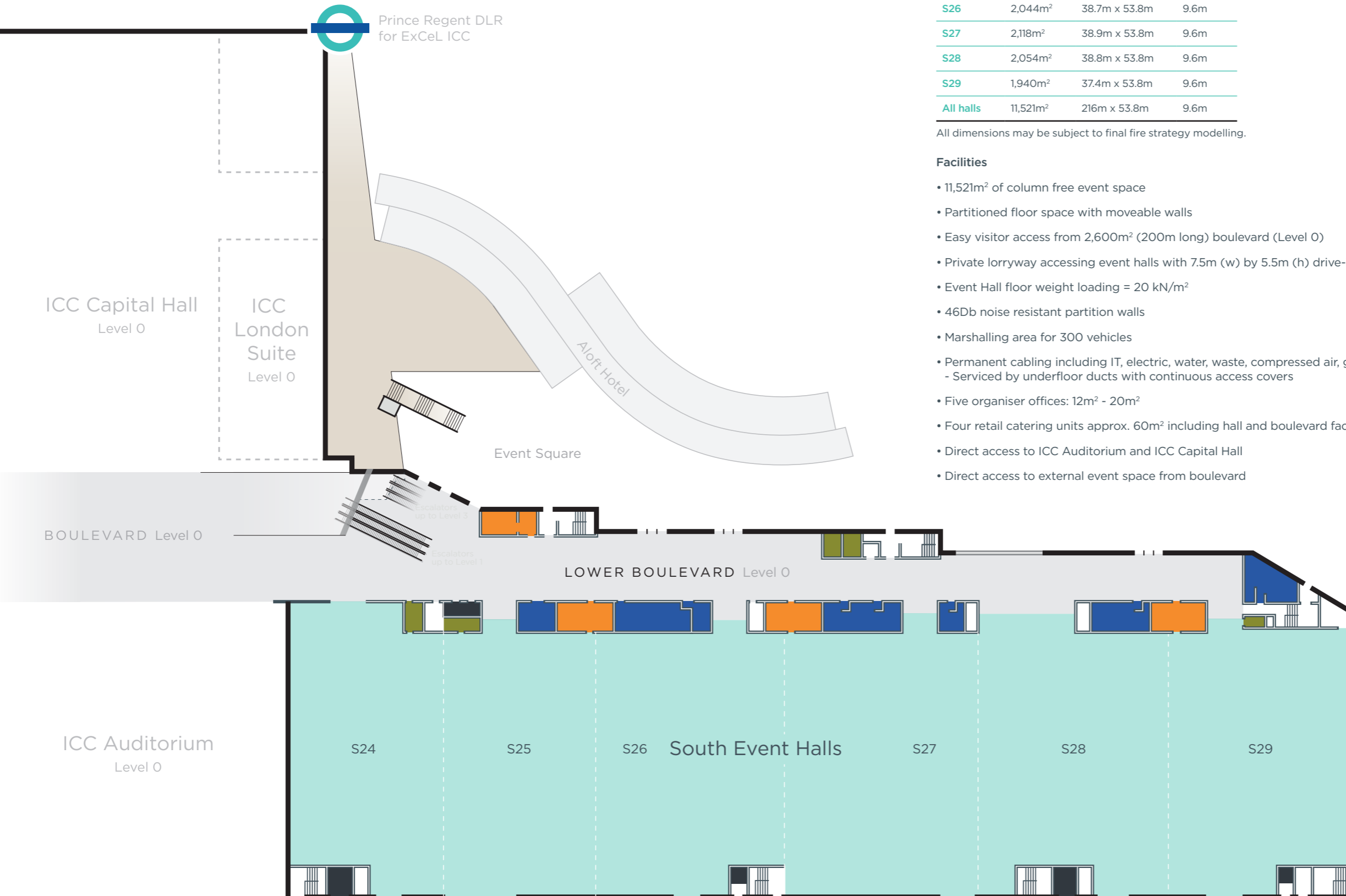
All dimensions may be subject to final fire strategy modelling.

#### Facilities

- 11,521m<sup>2</sup> of column free event space
- Partitioned floor space with moveable walls
- Easy visitor access from 2,600m<sup>2</sup> (200m long) boulevard (Level 0)
- Private lorryway accessing event halls with 7.5m (w) by 5.5m (h) drive-in doorways
- Event Hall floor weight loading = 20 kN/m<sup>2</sup>
- 46Db noise resistant partition walls
- Marshalling area for 300 vehicles
- Permanent cabling including IT, electric, water, waste, compressed air, gas  
- Serviced by underfloor ducts with continuous access covers
- Five organiser offices: 12m<sup>2</sup> - 20m<sup>2</sup>
- Four retail catering units approx. 60m<sup>2</sup> including hall and boulevard facing units
- Direct access to ICC Auditorium and ICC Capital Hall
- Direct access to external event space from boulevard

#### Key

- South Event Halls
- Lower Boulevard
- Organiser offices
- Toilets
- Retail catering (Boulevard)
- Stairs
- Lifts









**EXCeL**  
LONDON

**ExCeL London Management Office**

Warehouse K  
One Western Gateway  
London E16 1XL

Telephone +44 (0)20 7069 4602

**Sales Enquiries – Conferences & Events and Exhibitions**

SalesEnquiries@excel.london

[www.excel.london](http://www.excel.london)

**ADNEC**  
مجموعة أدنيك **GROUP**

**About ADNEC Group**

ADNEC Group is an international venue development and business management company. ADNEC Group's portfolio currently includes the Abu Dhabi National Exhibition Centre, the Gulf's largest exhibition centre; ExCeL London, the UK capital's largest conference and exhibition centre; the Al Ain Convention Centre, a brand new development in the historic city of Al Ain, Capital Gate, the UAE capital's iconic, gravity defying tower and a number of hotel projects. In addition ADNEC is master developer of the Capital Centre project, the world's first fully interconnected exhibition lifestyle destination.

ADNEC Group is developing its network both through acquisition and construction. The company's objective is to become the world's leading venue provider to the international exhibitions, conferences and live events industries by providing consistently high standards of venue facilities, management and client relationships, whilst capitalising on the synergies which exist within a global venue network.

ADNEC Group's Executive Office is located in Abu Dhabi, the capital city of the United Arab Emirates.

[www.adnec.ae](http://www.adnec.ae)

